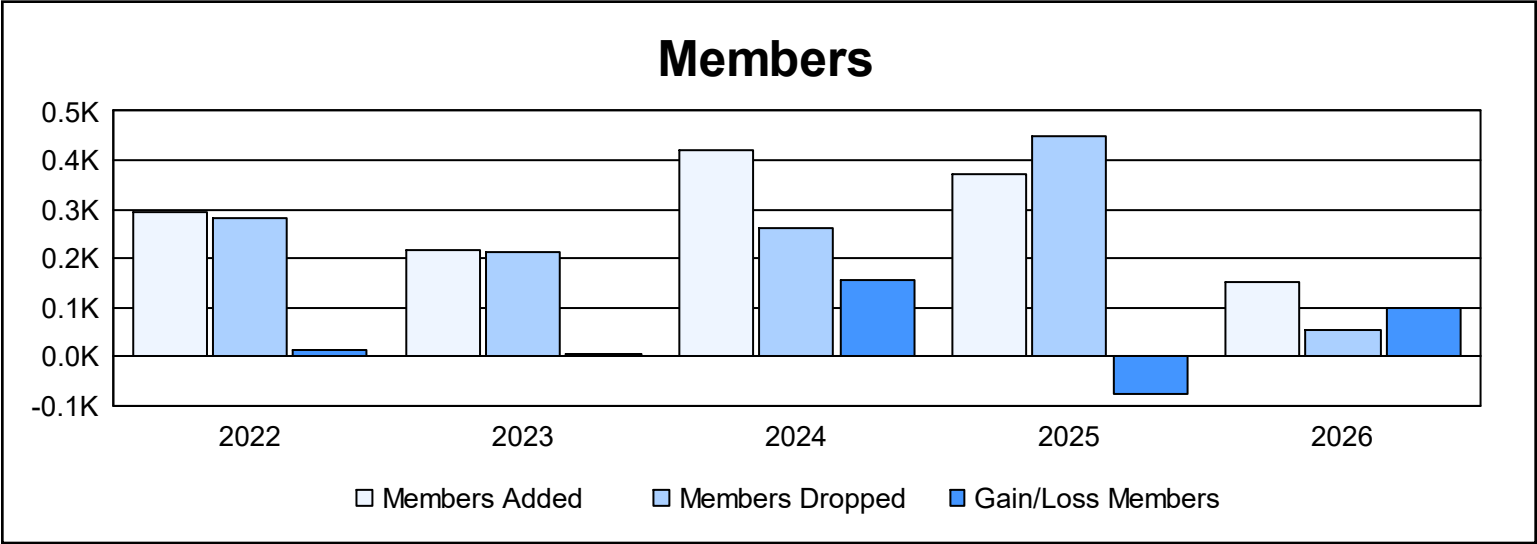
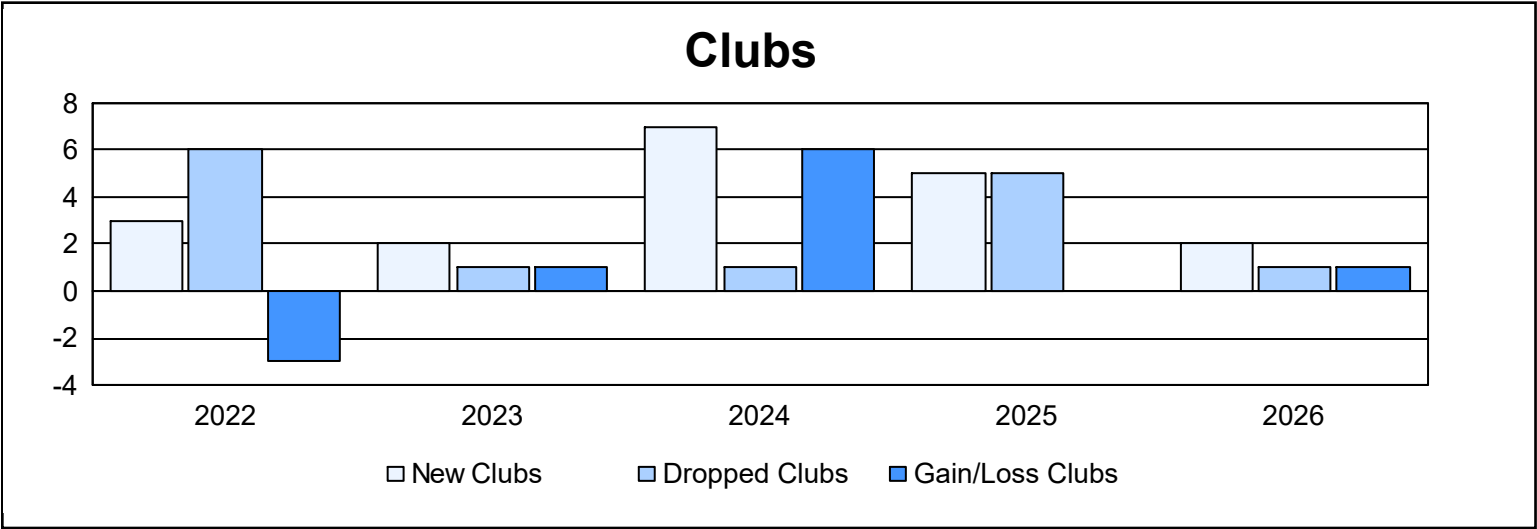
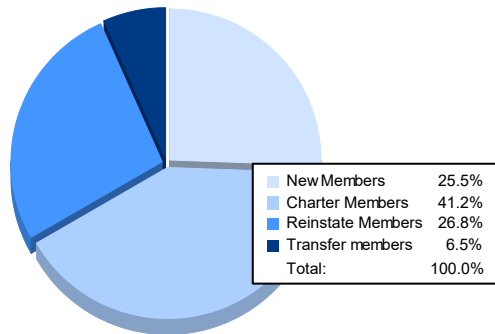


| Year | New Clubs | Dropped Clubs | Gain/ Loss Clubs | New Members | Charter Members | Reinstate Members | Transfer Members | Total Member Added | Total Members Dropped | Gain/ Loss Members |
|-----------|-----------|---------------|------------------|-------------|-----------------|-------------------|------------------|--------------------|-----------------------|--------------------|
| 2021-2022 | 3 | 6 | -3 | 164 | 92 | 21 | 19 | 296 | 282 | 14 |
| 2022-2023 | 2 | 1 | 1 | 140 | 51 | 15 | 12 | 218 | 213 | 5 |
| 2023-2024 | 7 | 1 | 6 | 235 | 159 | 7 | 19 | 420 | 263 | 157 |
| 2024-2025 | 5 | 5 | 0 | 169 | 163 | 34 | 7 | 373 | 448 | -75 |
| 2025-2026 | 2 | 1 | 1 | 39 | 63 | 41 | 10 | 153 | 56 | 97 |
| Average | 4 | 3 | 1 | 149 | 106 | 24 | 13 | 292 | 252 | 40 |



Membership Composition September 2025 Cumulative



Gender Composition September 2025 Cumulative

